



EOLO BC

Suspended condensing gas air heater with modulation



EOLO BL

Suspended standard gas air heater

Eolo represents the gas heater with the best cost-benefit ratio. It guarantees high efficiency for greater energy savings and it is suitable for various kind of applications.

The version **EOLO BC AE** represents the best solution to obtain a high comfort and relevant energy savings.



AIR HEATING

NEW DESIGN!!

Power: from 16 to 105 kW

- » 16 models, 4 versions, 2 types of ventilation
 - » 2 types of fans AE (helicoidal) or AC (centrifugal)
 - » Stainless steel combustion chamber, 10 year guarantee *
 - » Heating of small and medium handcrafts or industrial environments, commercial centers, sports halls, repair shops, garages. Installation on the wall or on the ceiling
- | | |
|--|---|
| <ul style="list-style-type: none"> » YELD OF EOLO BC > UP TO 105,2% - EOLO BC AC (centrifugal) automatic modulation of the thermal power from 100% to 30% - EOLO BC AE (helicoidal) automatic modulation of the thermal power from 100% to 30% and automatic modulation of the ventilation flow | <ul style="list-style-type: none"> » YELD OF EOLO BL > UP TO 95,2% - EOLO BL DOUBLE STAGE - EOLO BL with modulation of the thermal power from 100% to 70% ** |
|--|---|

* The guarantee depends on regular maintenance -- ** Modulation of the power only if combined with INET control panel

TECHNICAL FEATURES

Certification



The gas air heater is CE certified for Type C installation, equipped with sealing fittings for the intake of the combustion air as well as the exhaust of the combustion flues.

Systema S.p.A. Burner



Patented Premix burner head with flame inversion, specifically conceived and realized by Systema S.p.A.

Boards compartment



The premix burner and the electronic boards are positioned into two separated and sealed spaces (IP45 protection), easy to be checked.

Electronic management



The electronic board, that controls the heater, is already integrated into the system for the connection with Systema remote controllers, which can manage one or more units in accordance with the type of panel used and the configuration required.

Combustion chamber




The new stainless steel combustion chamber allows to get high performances and ensure a long duration through the years.

Reduced dimensions



The dimensions of the gas heater are very small and, thanks to its design, it fits harmoniously anywhere.

Combustion management



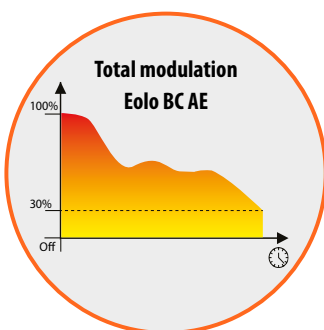
Flame electronic control device and gas valve

Two types of ventilation

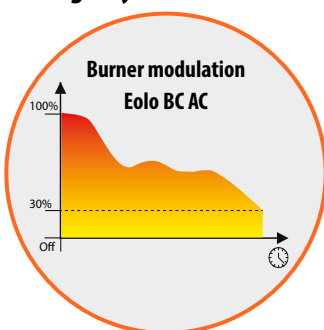


AE axial fans for the heating of all the type of environments.
AC centrifugal fans for an heating realized through ducting systems.

EOLO BC: Two working ways

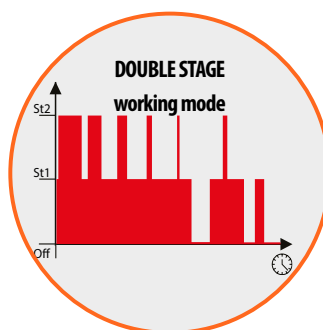


Automatic modulation of the thermal power from 100% to 30% and automatic modulation of the ventilation flow. PWM fan speed control.

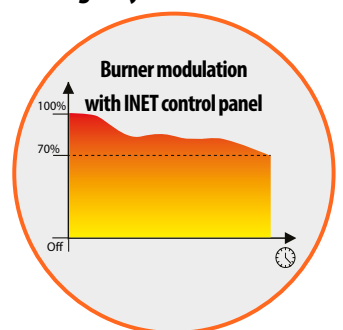


Automatic modulation of the thermal power from 100% to 30% PWM fan speed control.

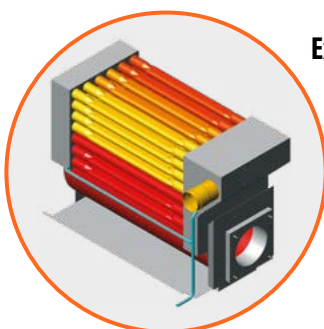
EOLO BL: Two working ways



Automatic operation in DOUBLE STAGE mode depending on the control panel




Automatic modulation of the thermal power from 100% to 70% only if combined INET control panel. PWM fan speed control.



Exchanger with bundle made of six tubes

Exchanger with bundle made of six tubes, conceived and realized by Systema S.p.A. and equipped with condensing draining pipe.



High efficiency exchanger

Exchanger of high efficiency, conceived and realized by Systema S.p.A.

TECHNICAL FEATURES

MODELLO EOLO BC			BC 15	BC 25	BC 35	BC 45	BC 55	BC 65	BC 85	BC 100
Category			II _{2H3+}							
Appliance type			B23 - C13 - C33 - C53							
Thermal capacity	Max.	kW (Hi)	16	22	32	43	52	63	86	105
	Min.	kW (Hi)	6	8	11	15	18	22	28	32
Nominal efficiency	* Max.	%	95	94,9	95,1	95,2	95,1	95	95	95
	* Min.	%	105,1	104,8	104,9	105,2	105,1	105	105	105
Rated CONSUMPTION at 15°C and 1013,25 mbar	Natural gas G20	m ³ /h	1,69	2,33	3,39	4,55	5,5	6,67	9,1	11,11
	LPG Butane G30	kg/h	1,26	1,73	2,52	3,39	4,1	4,97	6,78	8,28
	LPG Propane G31	kg/h	1,24	1,71	2,49	3,34	4,04	4,89	6,68	8,16
Gas attachment diameter		Inches	3/4"							
Suction tube diameter		mm	100	100	100	100	100	100	130	130
Exhaust pipe diameter		mm	100	100	100	100	100	100	130	130
Chimney pressure		Pa	80	80	90	110	110	120	130	130
Electrical power supply		V/Hz	230/50							
Working temperature		°C	-15 / +40							

* Standard conditions

MODELLO EOLO BL			BL 15	BL 25	BL 35	BL 45	BL 55	BL 65	BL 85	BL 100
Category			II _{2H3+}							
Appliance type			B23 - C13 - C33 - C53							
Thermal capacity *	Max.	kW (Hi)	16	22	32	43	52	63	86	105
	Min.	kW (Hi)	10	15	20	28	34	42	56	71
Nominal efficiency *	Max.	%	93,1	92,9	93	93,1	92,7	93	92	92
	Min.	%	95	94,8	94,9	95,2	94,3	95,1	94	94
Rated CONSUMPTION at 15°C and 1013,25 mbar	Natural gas G20	m ³ /h	1,69	2,33	3,39	4,55	5,5	6,67	9,1	11,11
	LPG Butane G30	kg/h	1,26	1,73	2,52	3,39	4,1	4,97	6,78	8,28
	LPG Propane G31	kg/h	1,24	1,71	2,49	3,34	4,04	4,89	6,68	8,16
Gas attachment diameter		Inches	3/4"							
Suction and Exhaust tube diameter		mm	100	100	100	100	100	100	130	130
Chimney pressure		Pa	80	80	90	110	110	120	130	130
Electrical power supply		V/Hz	230/50							
Working temperature		°C	-15 / +40							

* Standard conditions

MODELLO		BC 15	BC 25	BC 35	BC 45	BC 55	BC 65	BC 85	BC 100	
		BL 15	BL 25	BL 35	BL 45	BL 55	BL 65	BL 85	BL 100	
AE version with helical fans										
Electrical absorbed power	W	130	350	400	590	620	730	900	1500	
Number of helical fans **	n.	1	1	1	1	1	2	2	2	
Modello ventilatore (versione standard, no brushless)		S6 350	S4 400	S4 450	S6 500	S4 500	S4 450	S4 500	S4 500	
Air treated capacity	m ³ /h	1900	2900	3600	4500	5800	7000	9000	11000	
Heating drop min/max	°C	10/22	10/21	12/24	14/25	12/24	12/23	13/26	13/25	
Air throw	m	10	13	17	19	23	27	27	30	
AC version with centrifugal fans										
Electrical absorbed power	W	357	607	382	687	852	767	1413	1683	
Number of centrifugal fans	n.	1	1	1	1	1	2	2	2	
Fan model		DDM 9/7	DDM 9/7	DDM 10/10	DDM 10/10	DD 12/9	DDM 10/10	DDM 10/10	DD 12/12	
Air treated capacity	m ³ /h	2000	2500	3000	4000	5000	5600	8000	11000	
Heating drop min/max	°C	18/34								
Total pressure	Pa	150	250	150	200	200	200	250	200	

** Further fans, with phase-cutting control or brushless version, are also available upon request.

